

Anti-VEGFR2 aptamer, Direct Magnetic AP Kit

Introduction

When a protein is expressed at low levels and is difficult to detect with western blot analysis, aptoprecipitation (AP, Aptamer based protein pull down method) may be the method of choice. An aptoprecipitating reagent has to be specific in order to avoid precipitation of unwanted protein. Furthermore, sufficient affinity is required to pull down the protein and it has to withstand stringent washing steps. AptSci VEGFR2 aptamer molecule is a specific affinity ligand and has been proven well suited for pull down experiments of VEGFR2 proteins. Most commonly encountered problems with IP approach is interference from antibody heavy and light chains that may co-migrate with relevant bands, masking important results. However aptamer as an oligonucleotide will not contribute to protein/peptide background that can interfere with subsequent analysis.

AptSci has developed proprietary protein pull down method using target protein-specific aptamers. The aptamer-coupled magnetic bead included in the kit has low nonspecific binding characteristic and enables convenient magnetic isolation of protein targets and reusable magnetic beads. Mild elution condition enables isolation of non-denatured proteins which can be used for further study.

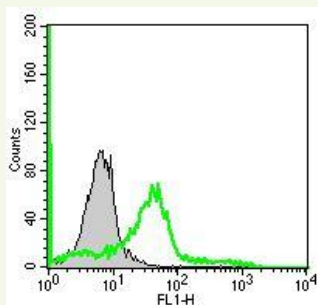


Fig. 1. Flow cytometry histograms showing the binding of representative VEGFR2 aptamer against the target THP-1 cells. Approximately 1×10^6 cells were washed and incubated with FITC-conjugated VEGFR2 aptamer (Green histogram). The untreated cell was used as background fluorescence signal (Gray histogram).

Result of Aptomprecipitation (AP)

As shown in Figure 2, Western blot analysis revealed that VEGFR2 aptamer precipitates VEGFR2 with high specificity, while no VEGFR2 was observed when precipitating with blank beads. This result indicates that VEGFR2 aptamer is highly specific to VEGFR2 protein and VEGFR2 aptamer-coupled magnetic bead efficiently precipitates VEGFR2 from a protein complex.

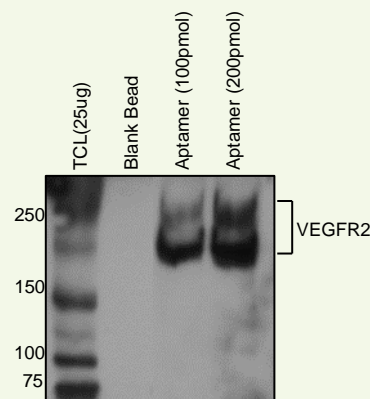


Fig. 2. Aptomprecipitation of VEGFR2 protein from THP-1 cells using the AptSci direct VEGFR2 AP Kit. THP-1 cell lysates (1mg/lane) were incubated with VEGFR2 aptamer-coupled magnetic bead. After washing the beads, the bound protein was eluted with boiling SDS loading buffer. The eluate was loaded on a SDS-PAGE (4-15% gradient gel) and blotted onto a PVDF membrane. Western blot was probed with anti VEGFR2 Ab. TCL: Total cell lysate

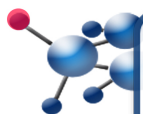
Product Information

- **Product name:** Anti-VEGFR2 aptamer, Direct Magnetic AP Kit
- **Catalog number:** VEGFR2-2041DM
- **Content:** Magnetic agarose conjugated VEGFR2 aptamer molecule and all buffers required to perform small scale AP
- **Form:** As 25% slurry in 20% ethanol containing 0.04% (w/v) sodium azide.
- **Protein source for generation of aptamer:** Recombinant protein produced in mammalian cells
- **Specificity:** Anti-VEGFR2 aptamer binds to human VEGFR2. Cross reactivity with other species has not been tested.
- **MW:** ~27 kDa
- **Conjugation yield:** > 90% as determined by spectrometer analysis.
- **Tested applications:** FACS and Aptomprecipitation.
- **Storage:** At +4°C.
- **Shipping:** At ambient temperature.
- **Stability:** There is no decrease in performance of the kit after storage for 6 months at ambient temperature.



LIMITATIONS

Warranty: AptSci AptoPrep™ products are warranted to meet stated product specifications and to confirm to label descriptions when used and stored properly. Unless otherwise stated, this warranty is limited to one year from date of sales for products used, handled and stored according to AptSci's instructions. AptSci's sole liability is limited to replacement of the product or refund of the purchase price. AptoPrep™ products are supplied for research use only. They are not intended for medicinal, diagnostic or therapeutic use. AptoPrep™ products may not be resold, modified for resale or used to manufacture commercial products without prior written approval from AptSci.



UK & Rest of World

184 Milton Park, Abingdon
OX14 4SE, Oxon, UK
Tel: +44 (0) 1235 828 200
Fax: +44 (0) 1235 820 482

Switzerland

Centro Nord-Sud 2E
CH-6934 Bioggio-Lugano
Tel: +41 (0) 91 604 55 22
Fax: +41 (0) 91 605 17 85

Deutschland

Bockenheimer Landstr. 17/19
60325 Frankfurt/Main
Tel: +49 (0) 69 779099
Fax: +49 (0) 69 13376880

North America

23591 El Toro Rd, Suite #180
Lake Forest, CA 92630
Tel: +1 800 987 0985
Fax: +1 949 265 7703

amsbio

info@amsbio.com

www.amsbio.com
AMS Biotechnology