

Name: 4C5, Anti-DDK monoclonal antibody Product Data Sheet	Catalog: TA50011-100
---	-----------------------------

Isotype: IgG2a

Reactivity: DDK (FLAG tag):
DYKDDDDK
Clone Name: clone 4C5

Guaranteed Applications: WB, IF, FC, IP

Suggested Dilutions: WB: 1:2000, IP: 1:200, IF 1:1000, FC: 1:1000

Immunogen: Anti-DDK monoclonal antibody is produced by immunizing mice with a synthetic peptide (DYKDDDDK) coupled to KLH

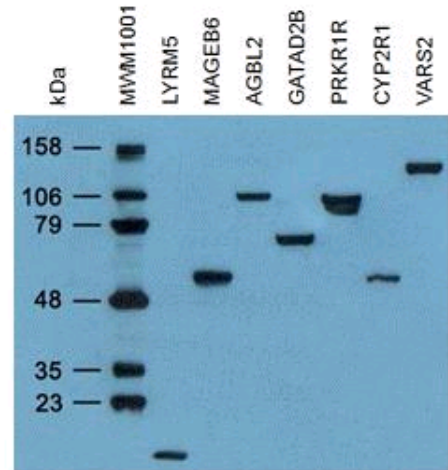
Components:

- 4C5, Anti-DDK monoclonal antibody (TA50011-1)

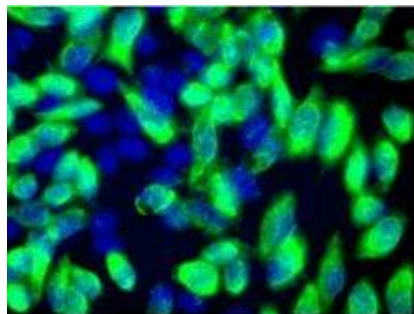
Amount: 100ul

Concentration: 1mg/ml

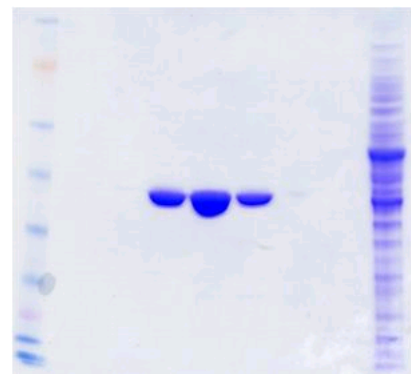
Storage Condition: Stable for 1 year at -20°C from date of shipment. For maximum recovery of product, centrifuge the original vial after thawing and prior to opening the cap. Aliquot to avoid repeated freezing and thawing. Aliquot will be stable at 4°C for 3 months.



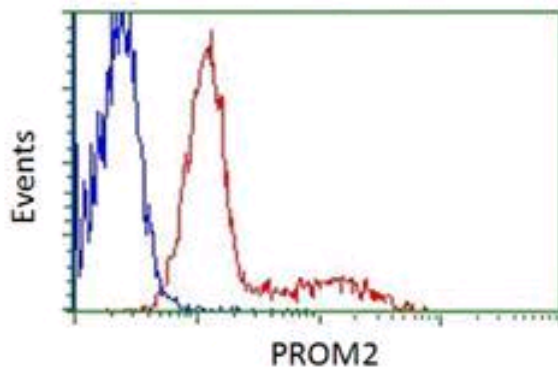
Immunoblot analysis of randomly picked 7 different Myc/DDK tagged overexpression lysates and Myc/DDK tagged Western molecular weight marker (MWM1001) with TA50011 at 1:2,000



HeLa cells transiently transfected with Myc/DDK tagged GFAP ORF cDNA clone were immunostained with 4C5 anti-DDK antibody (TA50011, 1:1000), and then colored in green with Alexa 488 conjugated secondary antibody (1:2000). The nuclei (blue) were counterstained with DAPI.



Protein purification of a human protein from over-expression lysate with anti-DDK antibody affinity column (TA50011, clone 4C5)



HEK293T cells transfected with either Myc/DDK tagged PROM2 ORF overexpression plasmid (red) or empty vector control plasmid (blue) were immunostained with OriGene anti-DDK antibody (TA50011, 1:1000) and analyzed by flow cytometry.

AMS BIO | www.amsbio.com | info@amsbio.com